

# College of Micronesia - FSM

## Summer 2011 Initial Data Tables

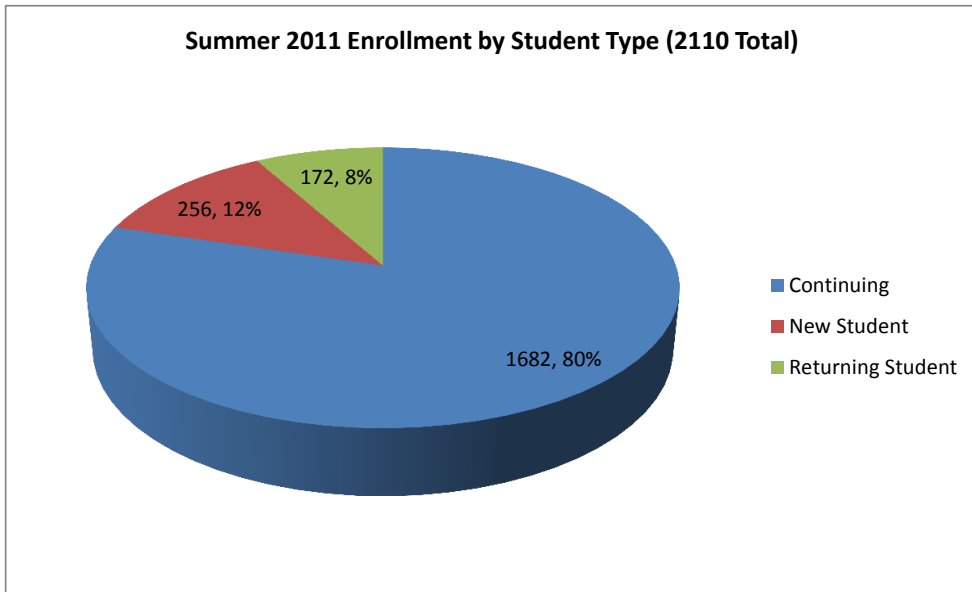
prepared by: Office of Institutional Research & Planning  
date prepared: 21-Jun-11

Questions, requests: [rschplanning@comfsm.fm](mailto:rschplanning@comfsm.fm)

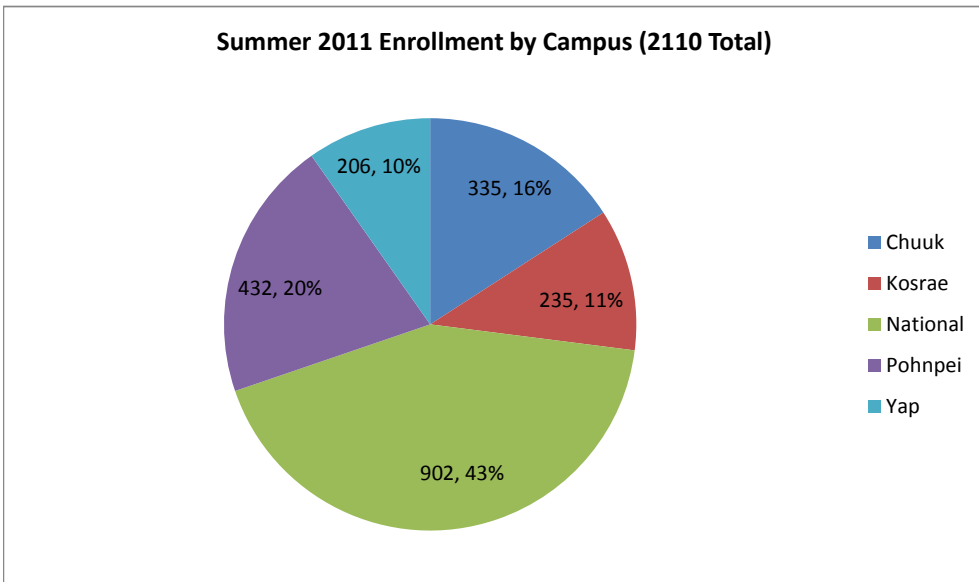
Summer 2011 Enrollment by Student Type

student Type	Chuuk	Kosrae	National	Pohnpei	Yap	Total
Continuing	257	162	770	348	145	1682
New Student	14	70	50	69	53	256
Returning Student	64	3	82	15	8	172
Total	335	235	902	432	206	2110

student Type	Total
Continuing	1682
New Student	256
Returning Student	172
Total	2110



	Chuuk	Kosrae	National	Pohnpei	Yap	Total
Total	335	235	902	432	206	2110
Percent	15.9%	11.1%	42.7%	20.5%	9.8%	100.0%



Summer 2011 Enrollment by Major & Campus

majorDescription	degree	Chuuk	Kosrae	National	Pohnpei	Yap	Total
Health Career Opportunities Program	AA		1	55	17	11	84
Liberal Arts	AA		62	135	38	38	273
Liberal Arts / Media Studies	AA		1				1
Micronesia Studies	AA		2	79	23	2	106
Special Education	AA		1			1	2
Teacher Preparation	AA	172	35	139	16	28	390
Building Technology	AAS				21		21
Electronics Technology	AAS		22		30		52
Telecommunication Technology	AAS		1		26		27
Agriculture	AS			18	6	3	27
Business Administration	AS	11	14	103	17	18	163
Computer Information Systems	AS	1	5	107	16	24	153
Early Childhood Education	AS			3			3
Hospitality Management	AS		1	8	36	4	49
Marine Science	AS		6	32	2		40
Nursing	AS		6			1	7
Public Health	AS		1	11	2		14
Teacher Education - Elementary	AS	36	4			8	48
Elementary Education	BA			60			60
Agriculture and Food Technology	CA		15		61	9	85
Bookkeeping	CA	52			36	3	91
Building Maintenance and Repair	CA				4		4
Cabinet Making/Furniture Making	CA	1			6		7
Career Education: Motor Vehicle Mechanic	CA				7		7
Carpentry	CA		6		6		12
Construction Electricity	CA				11		11
Electronic Engineering Technology	CA		17		27	13	57
General Studies	CA	18			2	8	28
Health Assistant Training Program	CA					8	8
Law Enforcement	CA		2		3		5
Public Health	CA		28	2			30
Refrigerator and Air Conditioning	CA				7		7
Secretarial Science	CA	28			12	3	43
Trial Counselor	CA			16		10	26
Accounting	TYC			3			3
General Business	TYC			5		2	7
Public Health	TYC			12			12
Teacher Preparation	TYC		1				1
Teacher Preparation - Elementary	TYC	16	4	112		11	143
Unclassified	UC			2		1	3
Total		335	235	902	432	206	2110

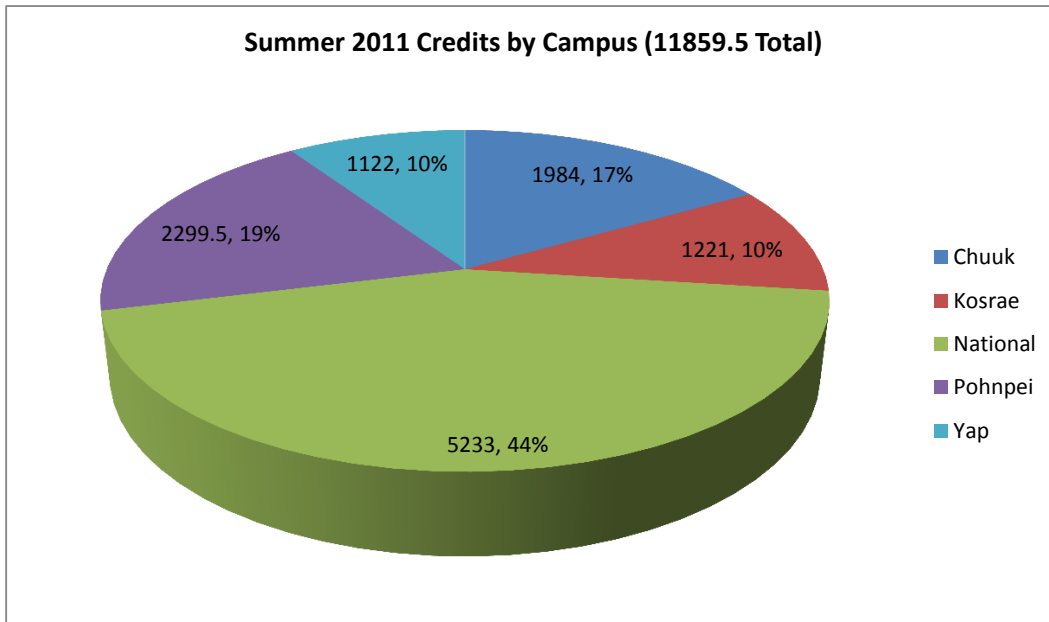
Summer 2011 Enrollment by Program Size and Campus

majorDescription	degree	Chuuk	Kosrae	National	Pohnpei	Yap	Total
Teacher Preparation	AA	172	35	139	16	28	390
Liberal Arts	AA		62	135	38	38	273
Business Administration	AS	11	14	103	17	18	163
Computer Information Systems	AS	1	5	107	16	24	153
Teacher Preparation - Elementary	TYC	16	4	112		11	143
Micronesian Studies	AA		2	79	23	2	106
Bookkeeping	CA	52			36	3	91
Agriculture and Food Technology	CA		15		61	9	85
Health Career Opportunities Program	AA		1	55	17	11	84
Elementary Education	BA			60			60
Electronic Engineering Technology	CA		17		27	13	57
Electronics Technology	AAS		22		30		52
Hospitality Management	AS		1	8	36	4	49
Teacher Education - Elementary	AS	36	4			8	48
Secretarial Science	CA	28			12	3	43
Marine Science	AS		6	32	2		40
Public Health	CA		28	2			30
General Studies	CA	18			2	8	28
Telecommunication Technology	AAS		1		26		27
Agriculture	AS			18	6	3	27
Trial Counselor	CA			16		10	26
Building Technology	AAS				21		21
Public Health	AS		1	11	2		14
Carpentry	CA		6		6		12
Public Health	TYC			12			12
Construction Electricity	CA				11		11
Health Assistant Training Program	CA					8	8
Nursing	AS		6			1	7
Cabinet Making/Furniture Making	CA	1			6		7
Career Education: Motor Vehicle Mechanic	CA				7		7
Refrigerator and Air Conditioning	CA				7		7
General Business	TYC			5		2	7
Law Enforcement	CA		2		3		5
Building Maintenance and Repair	CA				4		4
Early Childhood Education	AS			3			3
Accounting	TYC			3			3
Unclassified	UC			2		1	3
Special Education	AA		1			1	2
Liberal Arts / Media Studies	AA		1				1
Teacher Preparation	TYC		1				1
Total		335	235	902	432	206	2110

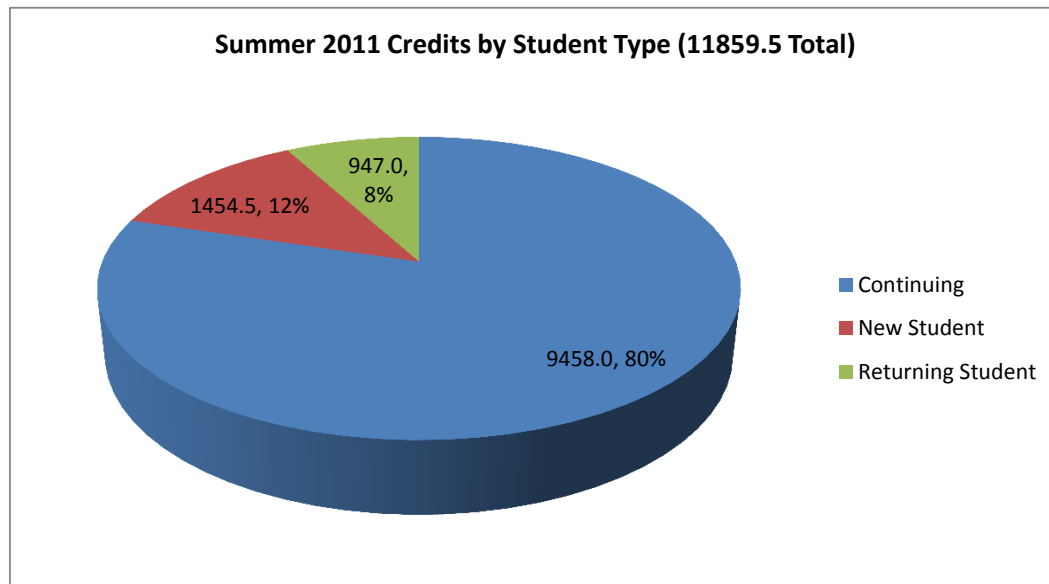
Summer 2011 Credits by Campus and Student Type

studentTypeDescription	Chuuk	Kosrae	National	Pohnpei	Yap	Total
Continuing	1547	844	4459	1869	739	9458.0
New Student	83	364	294	368.5	345	1454.5
Returning Student	354	13	480	62	38	947.0
Total Credits	1984	1221	5233	2299.5	1122	11859.5

studentTypeDescription	Chuuk	Kosrae	National	Pohnpei	Yap	Total
Total Credits	1984	1221	5233	2299.5	1122	11859.5



studentTypeDescription	Total
Continuing	9458.0
New Student	1454.5
Returning Student	947.0
Total Credits	11859.5



Summer 2011 Enrollment by Student Type

studentType	Chuuk	Kosrae	National	Pohnpei	Yap	Total
Continuing	257	162	770	348	145	1682
New Student	14	70	50	69	53	256
Returning Student	64	3	82	15	8	172
Total	335	235	902	432	206	2110

Summer 2011 Credits by Student Type and Campus

studentType	Chuuk	Kosrae	National	Pohnpei	Yap	Total
Continuing	1547	844	4459	1869	739	9458.0
New Student	83	364	294	368.5	345	1454.5
Returning Student	354	13	480	62	38	947.0
Total Credits	1984	1221	5233	2299.5	1122	11859.5

Summer 2011 Enrollment by Full Time Equivalent (summer full time is 6 credits)

studentType	Chuuk	Kosrae	National	Pohnpei	Yap	Total
Continuing	257.8	140.7	743.2	311.5	123.2	1576.3
New Student	13.8	60.7	49.0	61.4	57.5	242.4
Returning Student	59.0	2.2	80.0	10.3	6.3	157.8
Total Credits	330.7	203.5	872.2	383.3	187.0	1976.6

Summer 2011 Credits by Student Type & Campus

studentTypeDescription	Chuuk	Kosrae	National	Pohnpei	Yap	Total
Continuing	1547	844	4459	1869	739	9458.0
New Student	83	364	294	368.5	345	1454.5
Returning Student	354	13	480	62	38	947.0
Total Credits	1984	1221	5233	2299.5	1122	11859.5

Summer 2011 Enrollment by Student Type

studentTypeDescription	Chuuk	Kosrae	National	Pohnpei	Yap	Total
Continuing	257	162	770	348	145	1682
New Student	14	70	50	69	53	256
Returning Student	64	3	82	15	8	172
Total	335	235	902	432	206	2110

Summer 2011 Average Credits by Student Type

studentTypeDescription	Chuuk	Kosrae	National	Pohnpei	Yap	Total
Continuing	6.0	5.2	5.8	5.4	5.1	5.6
New Student	5.9	5.2	5.9	5.3	6.5	5.7
Returning Student	5.5	4.3	5.9	4.1	4.8	5.5
Total Credits	5.9	5.2	5.8	5.3	5.4	5.6

Summer 2011 Credits by Major & Campus

majorDescription	degree	Chuuk	Kosrae	National	Pohnpei	Yap	Total
Health Career Opportunities Program	AA		6	321	93	66	486
Liberal Arts	AA		325	768	207	220	1520
Liberal Arts / Media Studies	AA		3				3
Micronesian Studies	AA		12	458	128.5	11	609.5
Special Education	AA		6			6	12
Teacher Preparation	AA	1045	171	813	90	167	2286
Building Technology	AAS				121.5		121.5
Electronics Technology	AAS		116		168.5		284.5
Telecommunication Technology	AAS		6		148.5		154.5
Agriculture	AS			100	26	15	141
Business Administration	AS	65	78	552	94	106	895
Computer Information Systems	AS	6	27	598	90	126	847
Early Childhood Education	AS			16			16
Hospitality Management	AS		3	47	206	23	279
Marine Science	AS		30	165	13		208
Nursing	AS		31			7	38
Public Health	AS		6	65	10		81
Teacher Education - Elementary	AS	197	19			33	249
Elementary Education	BA			391			391
Agriculture and Food Technology	CA		83		310	39	432
Bookkeeping	CA	288			165	18	471
Building Maintenance and Repair	CA				19		19
Cabinet Making/Furniture Making	CA	6			29.5		35.5
Career Education: Motor Vehicle Mechanic	CA				38		38
Carpentry	CA		33		36		69
Construction Electricity	CA				56		56
Electronic Engineering Technology	CA		89		140.5	64	293.5
General Studies	CA	104			8	37	149
Health Assistant Training Program	CA					51	51
Law Enforcement	CA		9		14		23
Public Health	CA		153	12			165
Refrigerator and Air Conditioning	CA				34.5		34.5
Secretarial Science	CA	162			53	20	235
Trial Counselor	CA			84		30	114
Accounting	TYC			14			14
General Business	TYC			24		12	36
Public Health	TYC			69			69
Teacher Preparation	TYC		3				3
Teacher Preparation - Elementary	TYC	111	12	724		68	915
Unclassified	UC			12		3	15
Total Credits		1984	1221	5233	2299.5	1122	11859.5

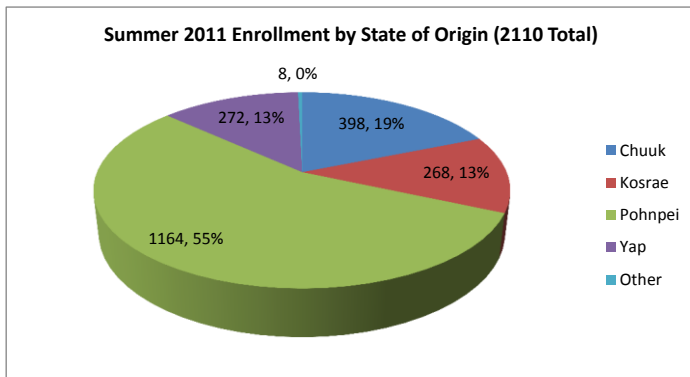
Summer 2011 Enrollment by State Origin and Campus

stateOrigin	Chuuk	Kosrae	National	Pohnpei	Yap	Total
C	327		67	3	1	398
HI			1			1
K		230	37		1	268
LK			1			1
MH		1	1			2
MP			2			2
OR					1	1
P	8	4	726	424	2	1164
PH			1			1
Y			66	5	201	272
Total	335	235	902	432	206	2110

Summer 2011 Enrollment by State Origin and Campus

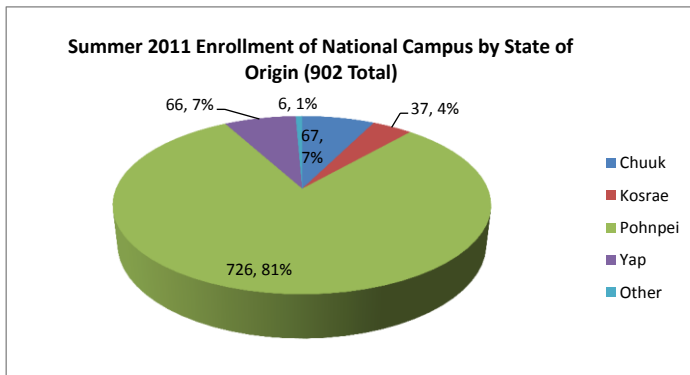
stateOrigin	Chuuk	Kosrae	National	Pohnpei	Yap	Total
Chuuk	327	0	67	3	1	398
Kosrae	0	230	37	0	1	268
Pohnpei	8	4	726	424	2	1164
Yap	0	0	66	5	201	272
Other	0	1	6	0	1	8
Total	335	235	902	432	206	2110

stateOrigin	Total
Chuuk	398
Kosrae	268
Pohnpei	1164
Yap	272
Other	8
Total	2110



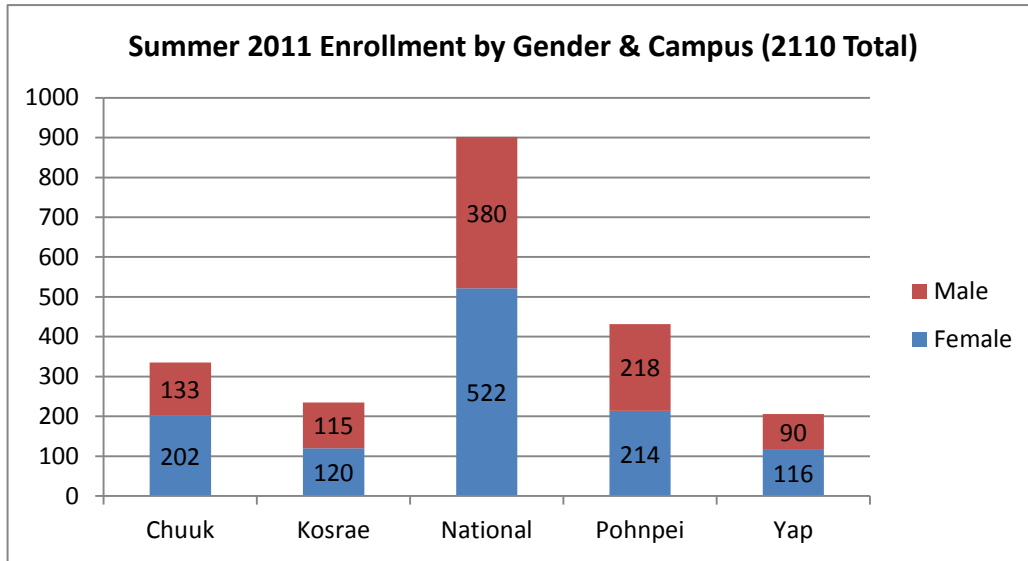
Summer 2011 Enrollment National Campus by State Origin

stateOrigin	National
Chuuk	67
Kosrae	37
Pohnpei	726
Yap	66
Other	6
Total	902

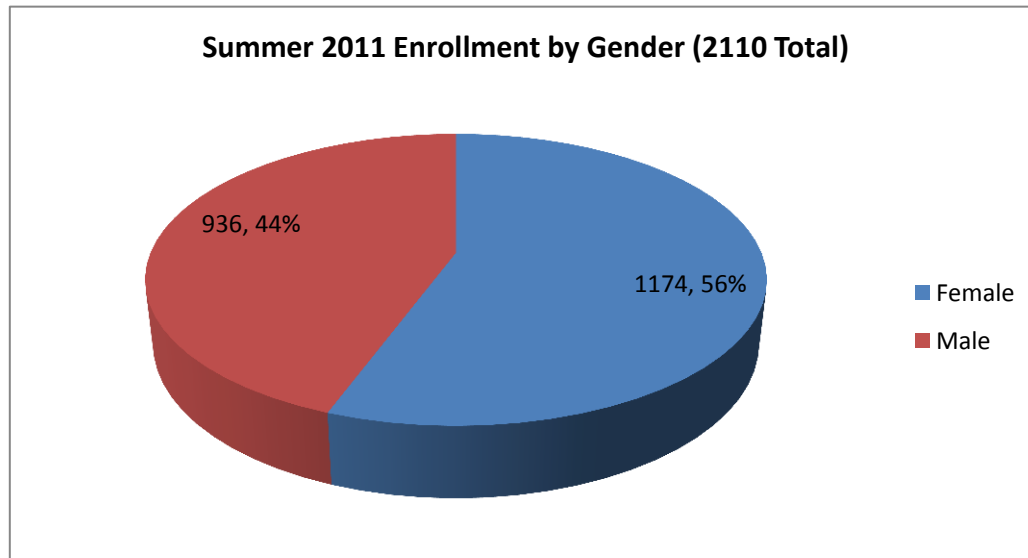


Summer 2011 Enrollment by Gender and Campus

sex	Chuuk	Kosrae	National	Pohnpei	Yap	total
Female	202	120	522	214	116	1174
Male	133	115	380	218	90	936
Total	335	235	902	432	206	2110



sex	total
Female	1174
Male	936
Total	2110



Summer 2011 Enrollment by When Students Entered the College

degreeAdmissionTerm	Chuuk	Kosrae	National	Pohnpei	Yap	Total
1986.2					1	1
1989.3			1			1
1990.3			1			1
1992.1					1	1
1992.2			1			1
1992.3			2			2
1993.1			1			1
1993.3		1	2		1	4
1994.3			7			7
1995.3			2			2
1996.1	1		1			2
1996.2	1		1			2
1996.3	1	1	4			6
1997.3			3			3
1998.1			1			1
1998.3	2	1	5			8
1999.2			1			1
1999.3	1		4			5
2000.1			1			1
2000.2			1			1
2000.3			7	1		8
2001.1			1			1
2001.3			7	1		8
2002.2			1		1	2
2002.3	1	2	2	1		6
2003.1	1		1			2
2003.2		1	1			2
2003.3		2	8	2	1	13
2004.1		1	1			2
2004.2			2		1	3
2004.3	3	2	10	3		18
2005.1			3	1		4
2005.2	1		3			4
2005.3	1	2	18	1		22
2006.2			1			1
2006.3	4	3	18	3	1	29
2007.1			2			2
2007.2		1	1			2
2007.3	1	6	36	7	1	51
2008.1	2	2	6		1	11
2008.2	1	2	17		3	23
2008.3	7	6	67	5	6	91
2009.1	7	9	18		4	38
2009.2	13	5	50	3	7	78
2009.3	14	17	106	21	9	167
2010.1	24	5	38	14	7	88
2010.2	16	16	120	36	18	206
2010.3	67	50	121	126	34	398
2011.1	70	26	75	107	35	313
2011.2	96	74	121	99	74	464
2011.3			1	1		2
Total	335	235	902	432	206	2110

Summer 2011 Enrollment by Sections, Maximum Enrollment versus Actual and Enrollment ratios

campus	subject Description	Sections	enrollmentMax	Enrollment	EnrollmentRatio
Chuuk	Science	1	31	31	1.00
Chuuk	Exercise Sport Science	2	65	62	0.95
Chuuk	English	5	127	119	0.94
Chuuk	Speech Communication	1	30	28	0.93
Chuuk	Social Science	2	70	65	0.93
Chuuk	English as Second Language	2	52	42	0.80
Chuuk	Bookkeeping	2	50	34	0.68
Chuuk	Education	7	172	104	0.61
Chuuk	Computing	4	103	62	0.59
Chuuk	Mathematics and Science	4	100	59	0.59
Chuuk	Business	5	110	55	0.52
Chuuk	Psychology	1	25	8	0.32
Kosrae	Computing	1	30	30	1.00
Kosrae	Music	1	30	29	0.97
Kosrae	Public Health	1	25	24	0.96
Kosrae	Mathematics and Science	2	60	56	0.93
Kosrae	English	2	55	44	0.81
Kosrae	English as Second Language	3	75	58	0.77
Kosrae	Social Science	3	80	58	0.71
Kosrae	Science	3	75	39	0.52
Kosrae	Vocational Education: Electronics	2	50	25	0.50
Kosrae	Psychology	1	25	10	0.40
Kosrae	Agriculture	1	20	7	0.35
Kosrae	Education	1	25	5	0.20
Kosrae	Vocational Education: Carpentry	2	30	6	0.20
National	Information Systems	2	50	50	1.00
National	Mathematics Education	2	52	52	1.00
National	Speech Communication	1	20	20	1.00
National	Social Science	9	245	244	1.00
National	Science	9	196	195	1.00
National	Agriculture	2	26	25	0.98
National	Computing	3	77	75	0.97
National	English	11	248	241	0.97
National	Marine Science	2	34	33	0.97
National	Art	1	27	26	0.96
National	Psychology	2	50	48	0.96
National	Business	2	50	46	0.92
National	Exercise Sport Science	2	51	45	0.88
National	Mathematics and Science	6	143	122	0.85
National	Law	3	53	41	0.84
National	Accounting	2	41	33	0.81
National	Education	17	390	282	0.75
National	Economics	2	50	37	0.74
National	English as Second Language	2	45	30	0.70
National	Public Health	5	95	44	0.44
Pohnpei	Accounting	1	23	23	1.00
Pohnpei	Science	1	27	27	1.00
Pohnpei	Vocational Education: Mechanics	2	40	40	1.00
Pohnpei	English	2	54	53	0.98
Pohnpei	English as Second Language	4	90	88	0.98
Pohnpei	Computing	2	57	55	0.97
Pohnpei	Social Science	2	55	53	0.96

Pohnpei	Vocational Education: Electronics	2	43	38	0.87
Pohnpei	Mathematics and Science	6	154	134	0.87
Pohnpei	Vocational Education: Carpentry	2	30	26	0.87
Pohnpei	Agriculture	2	48	41	0.86
Pohnpei	Business	1	27	22	0.81
Pohnpei	Vocational Education: Safety	1	20	16	0.80
Pohnpei	Exercise Sport Science	2	48	33	0.64
Pohnpei	Vocational Education: Transportation	1	15	8	0.53
Pohnpei	Hospitality and Tourism Management	2	40	17	0.43
Pohnpei	Vocational Education: Cabinet/Furniture	1	15	5	0.33
Yap	Computing	1	28	27	0.96
Yap	Social Science	1	30	27	0.90
Yap	English	3	70	59	0.83
Yap	Mathematics and Science	3	71	53	0.73
Yap	Science	2	50	36	0.73
Yap	English as Second Language	3	80	52	0.68
Yap	Psychology	1	30	19	0.63
Yap	Art	1	30	18	0.60
Yap	Law	1	20	12	0.60
Yap	Exercise Sport Science	1	30	16	0.53
Yap	Education	3	90	29	0.32
Yap	Community Health Sciences	3	60	15	0.25
	Totals/averages	201	4833	3791	0.78